



Conveyors

Vibrating conveyors come in several sizes and designs for most applications and for transport of slabs, edgings, trim ends, chips, bark, etc., also in parallel, without mixing. Can be fitted with screening section and metal detector.




Tubulators – a new way of transporting bulk goods such as chips, sawdust, bark, peat, etc. These tubular belt conveyors enable high capacity, high speed transport in an energy saving, tight system – dust free and spill free. Up to 4500 cu.m. per hour.



Scraper conveyors can be 600 mm to 1800 mm wide, designed for material transport in the upper or lower part, and up to 80 degrees inclined, All versions are intended for reliable, heavy duty operation at low operating cost.



Idler roller conveyors are used for bulk goods such as chips, sawdust, bark, etc. Low energy consumption, silent operation and low maintenance cost. Available in several sizes up to 900 cu.m. per hour.




Screw conveyors are used for tight and heavy duty transport of, e.g., material discharged from chippers or mills. Also suitable when transport is steep and/or transfer to other means of transportation is needed.

Trough belt conveyors are manufactured in two versions:

- Simple designs for transport of trim ends, oversize from screens or waste.
- Heavy Duty designs with flexible loading section for feeding chippers.



Conveyors



Vibrating conveyors

	Width, mm	Feed speed, m/min.		
		LL	M	H
CV330...	330	20	25	25
CV450...	450	20	25	25
CV600...	600	20	25	25
CV750...	750	20	-	25
CV900...	900	20	-	-
CV1200...	1200	20	-	-
CV400N	400	15-17		
CV650N	650	15-17		
CV800N	800	15-17		
CV1000N	1000	15-17		
CV1200N	1200	15-17		
CV1400N	1400	15-17		
CV1750N	1750	15-17		



Scraper conveyors

	Width, mm	Max. cu.m. loose/hr. for horizont. transp. at 30 m/min.
CS600L	600	140
CS800L	800	187
CS1000L	1000	234
CS1299L	1200	280
CS1500L	1500	702
CS1800L	1800	842
CS600U	600	140
CS1000U	1000	234
CS1200U	1200	280
CS1500U	1500	351
CS400D	400	2x45
CS600D	600	2x70




Trough belt conveyors

	Belt width, mm	Max capacity for horizontal transport cu.m. loose/hr.
CB500	500	100
CB650	650	130
CB1400	1400	250



TUBULATOR® Roller carried return (RCR)

	Belt width, mm	Max capacity for horizontal transport cu.m. loose/hr.
CT500	500	300
CT800	800	800



TUBULATOR® Air carried return (ACR)

	Belt width, mm	Max capacity for horizontal transport cu.m. loose/hr.
CT518	500	300
CT830	800	800
CT1036	1000	1200
CT1248	1200	1800
CT1454	1400	2500
CT1660	1600	3300
CT1872	1800	4500



Screw conveyors

	Auger diameter, mm	Max capacity for horizontal transport cu.m. loose/hr.
CA300	300	26
CA500	500	110
CA650	650	240
CA800	800	450



Idler roller conveyors

	Belt width, mm	Max capacity for horizontal transport cu.m. loose/hr.
CR650	650	210
CR800	800	340
CR1000	1000	500
CR1200	1200	720
CR1400	1400	900

The illustrations do not necessarily show the exact design of the product at any given time. The products have to be used in conformity with common practice and all applicable safety regulations. Specifications for products and equipment presented here can be changed without prior notice.